Publikasi Ilmiah dan Reputasi Institusi

Ocky Karna Radjasa

Direktorat Riset dan Pengabdian Masyarakat
Direktorat Jenderal Penguatan Riset dan Pengembangan
Kemenristek Dikti

Madiun, 5 Oktober 2017

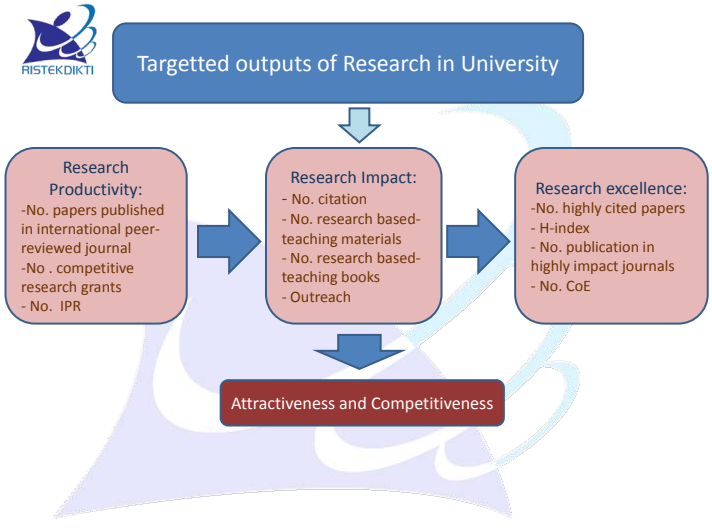

Publikasi dalam sistem ranking PT Dunia

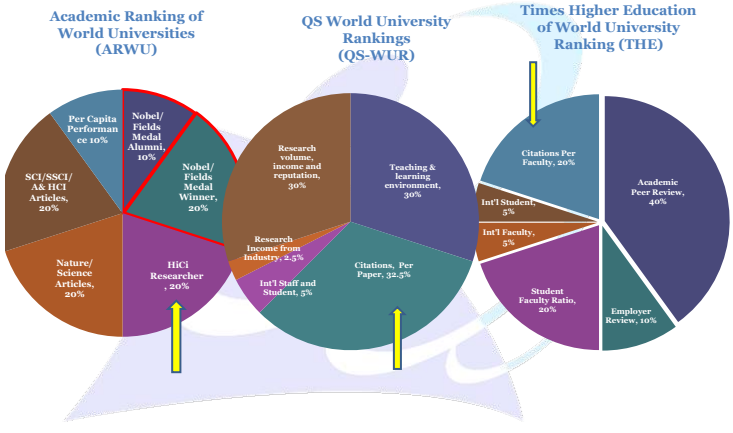

Peningkatan Hasil Penelitian – HKI, Publikasi, Prototipe

KEKAYAAN INTELEKTUAL, PUBLIKASI, PROTOTIPE

PROGRAM	Penguatan riset dan pengembangan
OUTCOME	Peningkatan relevansi dan produktifitas riset dan pengembangan

INDIKATOR PROGRAM		TARGET				
		2015	2016	2017	2018	2019
KPI 1	Jumlah kekayaan Intelektual terdaftar	1.580	1.735	1.910	2.100	2.305
KPI 2	Jumlah Publikasi Internasional	5.008	6.229	7.769	9.689	12.089
KPI 3	Jumlah Prototipe Laboratorium (TRL hingga 6)	530	632	783	930	1.081
KPI 4	Jumlah Prototipe Industri (TRL 7)	5	15	20	20	20

Implementasi Penjaminan Mutu Penelitian dan Pengabdian kepada Masyarakat

1. **Klastering Kinerja** sebagai dasar untuk pengalokasian pendanaan penelitian dan Pengabdian kepada Masyarakat
2. **Peningkatan kualitas reviewer internal dan eksternal** program penelitian dan pengabdian kepada masyarakat
3. **Pelimpahan kewenangan** pengelolaan program penelitian dan pengabdian kepada masyarakat ke perguruan tinggi sesuai klaster/kewenangannya
4. **Penguatan tatakelola** program penelitian dan pengabdian kepada masyarakat di perguruan tinggi

KOMPONEN p://simlitabmas.dikti.go.id/kinerja

EVALUASI KINERJA R&D PERGURUAN TINGGI INDONESIA

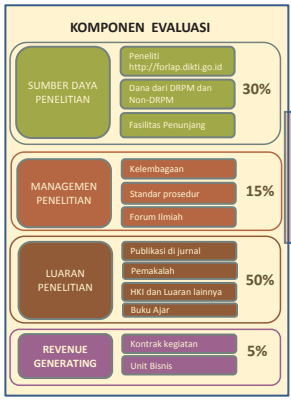

HASIL

KONTIBUTOR 1.447 PT DARI TOTAL 3.246

NO	PENDIDIKAN TINGGI	NEGERI	SWASTA	TOTAL
1	DIBAWAH RISTEKDIKTI	122	3.124	3.246
2	MAHASISWA	1.962.250	4.156.483	6.118.733
3	DOSEN	68.122	145.798	213.920

No	Periode Evaluasi (Thn)	Plattinum (Mandiri)	Gold (Utama)	Silver (Madya)	Brown (Binaan)	Total Kontrbutor
1	2007-2009	10	22	71	291	394
2	2010-2012	14	36	79	772	901
3	2013-2015	25	73	160	1.219	1.447

Sumber: Ditjen Penguatan Risbang, 2016

RISTEKDIKTI

Scopus-indexed publications

- Research article
- Review
- Short Communication
- Proceeding
- Book/book chapter

RISTEKDIKTI

Two major academic literature collections (Indexers): Web of Science and Scopus

- Thomson Reuters Web of Science (WoS) and SciVerse Scopus are the most widespread databases on different scientific fields which are frequently used for searching the literature (Guz & Rushchitsky, 2009)
- The competition between WOS and Scopus databases is intense "kompetisi yang intens, kuat, tajam .. ". This competition has led to improvements in the services offered by them.
- *WoS:* http://www.webofknowledge.com - *Journal Citation Reports* ➔ *Impact Factor*
- SCOPUS: SCOPUS.com - *SCImago* (*www.**scimago**jr.com*) ➔ SNIP and SJR

	Overlap Titles	Unique Titles	Total Titles
Scopus	11377	8432	19809
Web of Science	11377	934	12311

http://adat.crl.edu

THE-QS World University Rankings

International Student 5%

- Score calculated based on the proportion of total students that are international.

International Staff 5%

- Score calculated based on the proportion of Full Time Equivalent (FTE) faculty that are international.

Academic Peer Review 40%

- Academics indicate which field they specialise in and then list up to 30 universities they regard as leaders in this field.
- Composite score drawn from peer review survey (which is divided into five subject areas). Results compiled based on three years' worth of responses totaling 6,354 in 2008.
- Safeguards against individuals voting for their own university strengthened.
- Rise of Asian universities is least apparent in this ranking.

Citation/Staff 20%

- Score based on research performance factored against the size of the research body .
- Five years of publication data with citations from **Scopus**.
- Number of citations is divided by the number of FTE staff to give an indication of the density of research.

THE-QS Rankings

Staff/Student 20%

- Score based simply on the student faculty ratio, the higher the number of faculty per student the higher the score.
- Full- and part-time numbers for staff and students obtained; FTEs used throughout as far as possible.

Employer Review 10%

- Score based on responses to employer survey. 2,339 responses in 2008.
- Recruiter names are sourced through QS databases, media partners and partner schools & universities.
- Responses are weighted by region to reach a final score.

What is Scopus?

- ✓ Largest Citations and Abstract database – 16,700+ sources from 4,000 publishers
- ✓ Comprehensive Scientific, Technical, Medical and Social Sciences coverage. Arts & Humanities
- ✓ Quality Web Sources – Institutional Repositories
- ✓ Patent searching from 5 major patent offices
- ✓ Citations Analysis of your researchers, institution, journal, research area

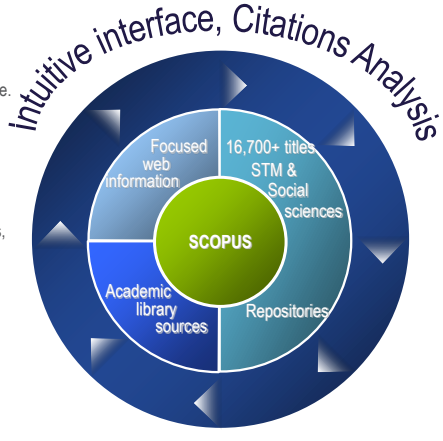

11

Mengukur Kualitas Riset



- Classic **measure of research quality**
- **Citations per staff member** (not per paper)
- **Number of publication per staff**
- Source: **Scopus (http://www.scopus.com**

H-Index dan i-10 Index

h-Index (scopus, Google Scholar): menyatakan jumlah artikel (n) dengan masing-masing mempunyai jumlah sitasi minimun n sitasi → h-index = n Contoh: h-index 6, berarti ada 6 artikel yang disitasi oleh minimum 6 artikel pensitasi

i10-Index (Google Scholar): menyatakan jumlah artikel (n) dengan masing-masing mempunyai jumlah sitasi minimun 10 sitasi → i10-index = 10
Contoh: i10-index=1 , berarti ada 1 artikel yang disitasi oleh minimun 10 artikel pensitasi

Impact Factor

Impact Factor (IF), Thomson: perbandingan antara jumlah artikel yang mensitasi terhadap jumlah artikel yang dipublikasi oleh sebuah jurnal



JURNAL ILMIAH ELEKTRONIK (e-ISSN)

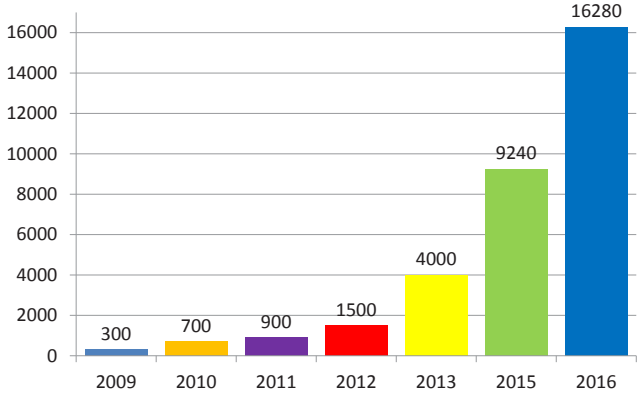

Kebutuhan Jurnal Terakreditasi

Kelompok Bidang Ilmu	Jumlah Mahasiswa			Jabatan Akademik		Kebutuhan Jurnal Nasional Terakreditasi	Jurnal Nasional Terakreditasi	Kekurangan Jurnal Nasional Terakreditasi
	S1	S2	S3	LK	GB			
Agama	33.651	2.897	1.108	422	79	99	42	57
Ekonomi	1.073.688	60.899	3.568	4.347	565	1.760	34	1.726
Humaniora	91.548	3.727	534	1.024	160	162	31	131
Kesehatan	258.157	15.974	1.196	2.056	553	527	46	481
MIPA	137.172	4.978	730	1.827	414	249	18	231
Pendidikan	1.208.225	60.857	4.847	7.290	1.003	1.970	17	1.953
Pertanian	263.401	7.216	1.727	4.753	983	511	28	483
Seni	48.921	1.108	145	503	33	62	5	57
Sosial	780.002	61.907	6.007	5.532	912	1.869	20	1.849
Teknik	860.129	20.062	1.776	5.544	605	874	26	848
Grand Total	**4.754.894**	**239.625**	**21.638**	**33.298**	**5.307**	**8.084**	**267**	**7.817**

Permasalahan Jurnal Ilmiah

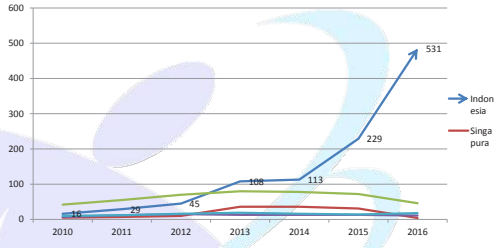

Jurnal Terindex **DOAJ**

Country	2011	2015	2016
Malaysia	46	79	84
Thailand	26	26	28
Philiphine	13	22	23
Indonesia	8	20	**28**

Jurnal Terindex **Scopus**

Perlu7.817 Jurnal Terakreditasi untuk **239.625 Mhsw S2** dan **33.298 Lektor Kepala**

Pasal 4 Permendikbud 78/2013

Profesor wajib:

a. menulis **buku** yang diterbitkan oleh lembaga penerbit baik nasional maupun internasional yang mempunyai **ISBN** (Internasional Standard of Book Numbering System);

b. menghasilkan karya ilmiah yang diterbitkan dalam jurnal **internasional bereputasi**; dan

c. **menyebarluaskan** gagasannya;

Evaluasi GB (2014-2016)

No	Keterangan	Jumlah GB	
		Ya	Tidak
1	GB dengan publikasi terindeks Scopus	1762	3454
2	GB mempunyai H-index Scopus	1336	3880
3	GB yang menulis buku terindeks Google Scholar	252	4964
4	GB dengan publikasi terindeks Google Scholar	1346	3870
5	GB mempunyai H-index Google Scholar	1346	3870

19

www.sinta.ristekdikti.go.id

SCIENCE AND TECHNOLOGY INDEX

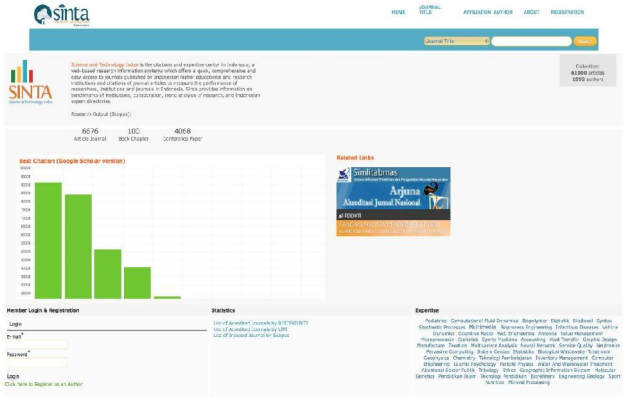

http://sinta.ristekdikti.go.id/
http://sinta.gunadarma.org/Prof-home

22

Grading Jurnal Elektronik
menggunakan aplikasi Arjuna dan akan Terindeks Sinta

Status	Nilai Total	Peringkat
Terbitan Berkala Ilmiah Terakreditasi Nasional	≥85	A (sangat baik)
Terbitan Berkala Ilmiah Terakreditasi Nasional	70 ≤ 85	B (baik)
Terbitan Berkala Ilmiah Tidak Terakreditasi	< 70	Tidak Terakreditasi

KELOMPOK	NILAI
Sinta 1	85 ≤- 100
Sinta 2	70 - <85
Snta 3	60 - <70
Sinta 4	50 - <60
Sinta 5	40 - <50
Sinta 6	30 -<39

(Bidang prioritas & isu strategis)

Kemana harus mencari?

PARAMETER PEMETAAN RISET PT

Data 2015, Sumber: www.simlitabmas.dikti.go.id per 31 Januari 2016 dan www.sciencedirect.com

Publication ethics—is there a problem?
The view from the press

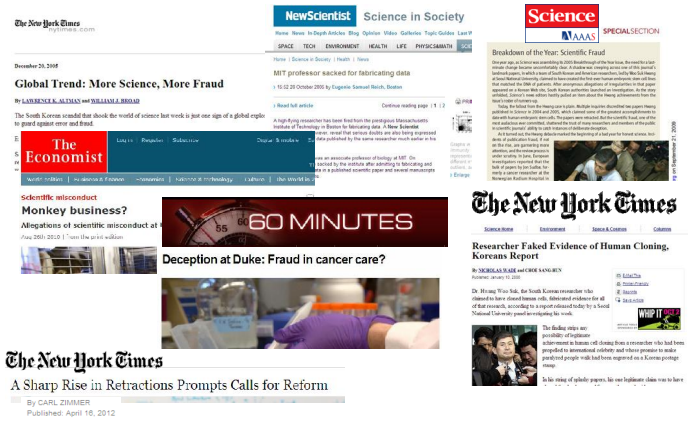

Scientific Misconduct

- **Fabrication is making up data or results and recording or reporting them.**
- **Falsification is manipulating research materials, equipment, or processes, or changing or omitting data or results such that the research is not accurately represented in the research record.**
- **Plagiarism is the appropriation of another person's ideas, processes, results, or words without giving appropriate credit**

26

Why does misconduct happen?

- Publish or Perish Pressure
- Desire to "get ahead"
- Personal problems
- Grant or gone
- Cultural Differences

Who commits scientific misconduct?

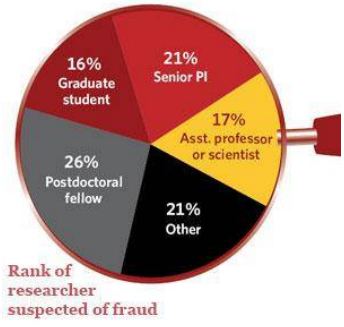

A. Gawrylewski (2009) The Scientist 23:67.

Why types of misconduct are reported?

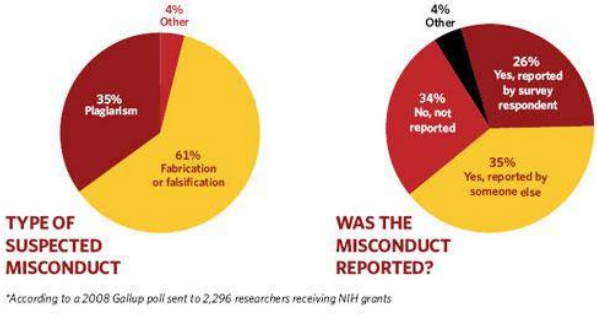

A. Gawrylewski (2009) The Scientist 23:67.

Retracted Publications: The Hidden World of Biomedical Literature

Merle Rosenzweig, Anna Ercoli Schnitzer, Katy Mahraj, and Irina Zeylikovich*
University of Michigan Taubman Health Sciences Library

RISTEK DIKTI

Science 27 JULY 2007 VOL 317 SCIENCE www.sciencemag.org

Retraction

WE WISH TO RETRACT OUR REPORT "*CDX2* GENE EXPRESSION AND TROPHECTODERM LINEAGE specification in mouse embryos" (*1*). Allegations of research misconduct were received by the University of Missouri-Columbia (MU) Provost, and an investigation found that the first author (K.D.) engaged in research misconduct by intentionally falsifying and fabricating digital images in the preparation of Figs. 4I; 4N; 4S; 2G; 3, J to L; S2, V to X; and S6, I to K accompanying the *Science* article. In addition, the original raw image files for the majority of the figures in the paper have not been located (the exceptions being the confocal scanning images in Figs. S1, S3, S4, S5, and S6), raising the possibility that the data they represent may also be suspect. We have decided to withdraw the article in its entirety in view of the fact that the paper was founded at least in part on falsified or fabricated images.

The corresponding author (R.M.R.) takes responsibility for placing excessive trust in his co-worker and for not assuring that a complete set of raw data existed at the time the questions first arose about the paper. We deeply regret any scientific misconceptions that have resulted from the publication of this article.

The first author resigned from MU shortly after the allegations of research misconduct were received and could not be found to sign the retraction.

R. MICHAEL ROBERTS,[1] M. SIVAGURU,[2] H. Y. YONG[3]

[1]Division of Animal Sciences, University of Missouri, Columbia, MO 65211, USA. [2]Institute for Genomic Biology, University of Illinois, Urbana-Champaign, IL 61801, USA. [3]BK21 Dental Research Institute, College of Dentistry, Seoul National University, 28 Yongun-dong, Chongno-gu, Seoul 110-749, Korea.

Reference

1. K. Deb, M. Sivaguru, H. Y. Yong, R. M. Roberts, *Science* **311**, 992 (2006).

Retractions on the rise
But is misconduct also on the rise?

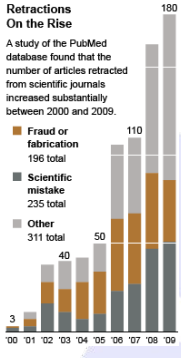

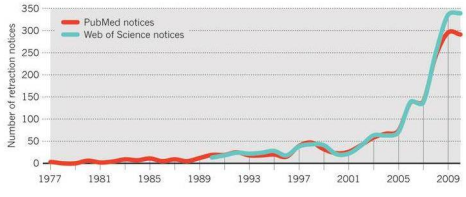

Carl Zimmer, NYTimes (2012)summarizing

Steen. *Journal of Medical Ethics*
Retractions in the scientific literature: is the incidence of research fraud increasing

Ricahrd Van Noorden, Nature (2011) summarizing

Wager & Williams. *Journal Medical Ethics*
Why and how do journals retract articles? An analysis of Medline retractions 1988–2008

Results: Average of Months to Retraction

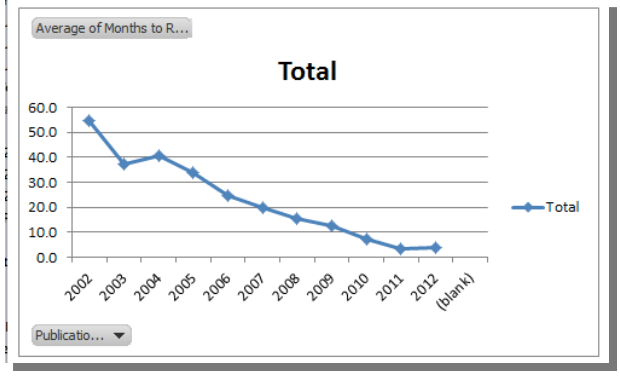

Terima Kasih atas perhatiannya